



D I V A N O L E T T O

sniper

DESIGN: R. DE LORENZO e S. GORLA





SNIPER

DIVANOLETTO | DESIGN: R. DE LORENZO e S. GORLA



Il modello SNIPER nasce dall'esigenza di trovare una sintesi fra un funzionale divano letto e la componibilità con i suoi elementi fissi, per creare un vero angolo, con una seduta profonda e confortevole.

The SNIPER model was created for the need to find a synthesis between the functional sofa bed and the modularity of the its fixed elements, to create a true corner sofa, with a deep and comfortable seat.



SNIPER.
Divanoletto componibile
con imbottiture seduta
in poliuretano e piuma
e schienali in piuma 100%.
*Modular sofa bed with padding
in polyurethane and down,
backrest in 100% feather.*



SNIPER è completamente sfoderabile, ha la possibilità di avere un piede in acciaio spazzolato o un basamento cromato che definisce il perimetro del bracciolo. Le imbottiture sono in poliuretano ad alta densità con schienali in misto piuma, per un'alternativa più ricca e avvolgente: seduta in poliuretano e piuma, schienale in piuma 100%.

SNIPER has completely removable cover, it has the possibility of having a foot in brushed steel or a chrome base that defines the perimeter of the armrest. The padding is in high-density polyurethane with backrest in mixed feather, for a more rich alternative, you can choose the seat in polyurethane and down, backrest in 100% feather.






sniper


DIVANO LETTO | COMPONIBILE / MODULAR

SNIPER.
Divano letto componibile
con imbottiture sedute
in poliuretano ad alta densità
e schienali in misto piuma.
*Modular sofa bed with padding
in high-density polyurethane
with backrest in mixed feather.*



SNIPER

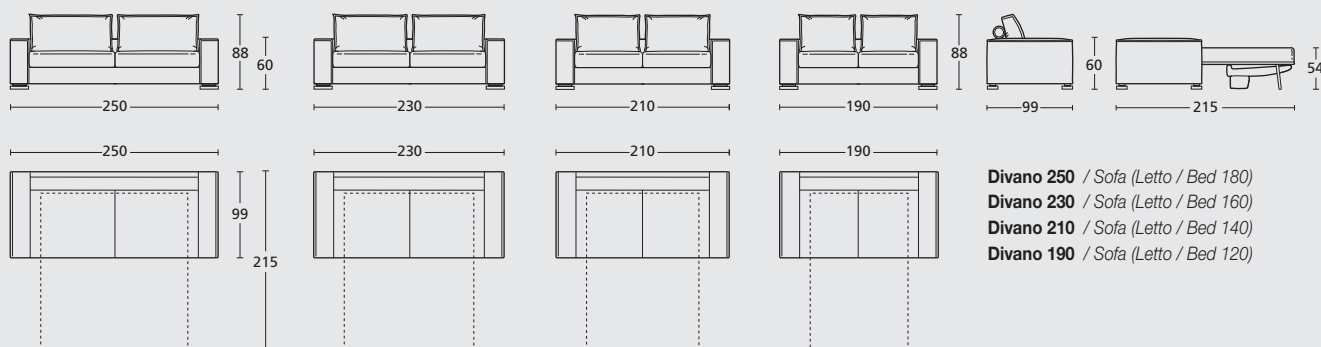
DIVANI FISSI - DIVANILETTO | DESIGN: R. DE LORENZO e S. GORLA



1. Piede in acciaio spazzolato
Foot in brushed steel

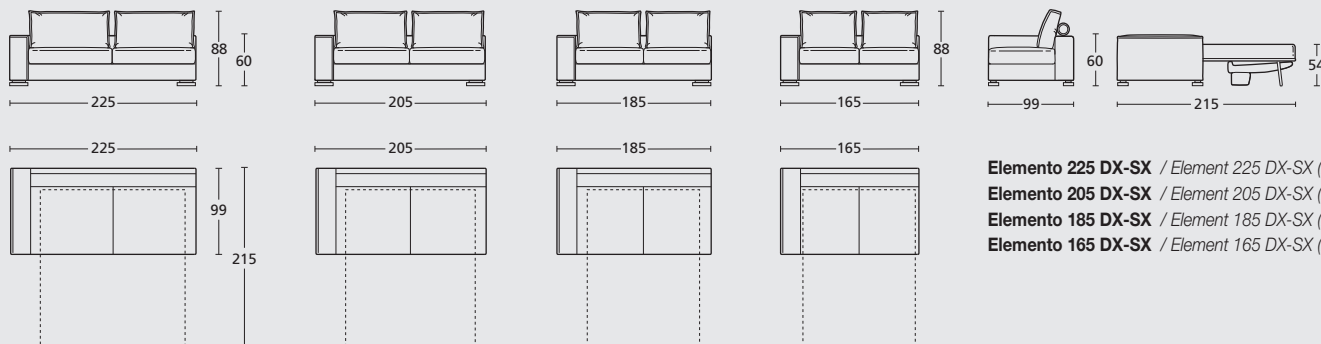
2. Basamento cromato
Chrome base

DIVANI / Sofas



Divano 250 / Sofa (Letto / Bed 180)
Divano 230 / Sofa (Letto / Bed 160)
Divano 210 / Sofa (Letto / Bed 140)
Divano 190 / Sofa (Letto / Bed 120)

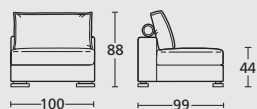
ELEMENTI COMPONIBILI DX-SX / Modular elements DX-SX



Elemento 225 DX-SX / Element 225 DX-SX (Letto / Bed 180)
Elemento 205 DX-SX / Element 205 DX-SX (Letto / Bed 160)
Elemento 185 DX-SX / Element 185 DX-SX (Letto / Bed 140)
Elemento 165 DX-SX / Element 165 DX-SX (Letto / Bed 120)

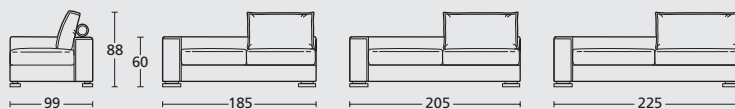
ELEMENTO CENTRALE

Central element



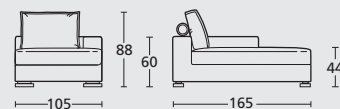
ELEMENTI TERMINALI

Terminal elements



CHAISE-LONGUE

Chaise-longue



WWW.RESPACE.IT

RESpace
MORE SPACE, YOUR LIFE

